

# Smart Switch Module

## Roller Shutter Controller

Tapo S112



Energy Monitoring



Zero-crossing



Smart Actions



Matter Certified



Voice Control



Remote Control



Set schedules



Auto-Off Timer



Works with  
**Apple Home**

works  
with



works with  
**Google Home**

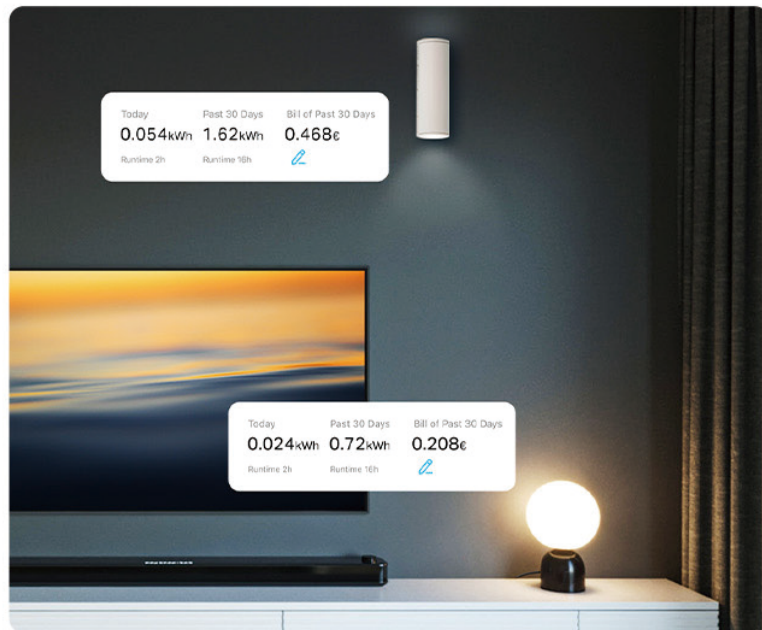


Works with  
**SmartThings**

## Highlights

### Energy Monitoring\*


You can monitor and analyze the energy use of your automated appliances for each channel separately with Tapo S112. It enables you to schedule power-hungry devices during off-peak hours to save money.



\*Energy monitoring is not available when the device is powered by DC.

### Versatile for Multiple Scenarios


Tapo S112 supports dual modes. In roller mode, it's ideal for automating roller shutters. In switch mode, it can control lights, outlets, and electric floor heating seamlessly without replacing your traditional switch.



## // Highlights

### Roller Shutter Control

Use Tapo S112 as a roller shade switch to let the morning sunshine gently wake you up and start your day!



### Control Two Devices Separately


The built-in two smart relays enable separate automation of two devices by using various smart control functions.



## // Highlights

### Scene Trigger

The redundant and unused channel can be converted into the wireless switch mode. For example, it can be a scene trigger that doesn't need to change batteries, enabling you to activate the "Leave Mode" with just one click!



### 2-Way Light Switch

Pair with another smart switch to create a 2-way light switch without rewiring. Control a single light from multiple locations for added convenience—ideal for living rooms, bedrooms, and staircases.





## // Features

### Schedule & Timer

Schedule your devices to turn on or off at custom times to sync up with your daily routine and preferences.

### Voice Control

Use simple voice commands for hands-free control of connected devices via Siri, Alexa, Google Assistant, or Samsung SmartThings.

### Zero-Crossing Detection

Tapo introduces industrial-grade zero-crossing protection technology in a smart switch module made for consumers, preventing relay contact welding and extending the lifespan of smart switch modules by over 10 times.

\*Based on Tapo laboratory results, actual performance may vary with usage conditions. Primarily suited for capacitive load devices like lights.

### Matter Certified

Integrate Matter-certified Tapo devices with other Matter end products into your preferred ecosystem.

### Set Scenes

Create customizable scenes to instantly set the perfect position of the roller shutter or control multiple devices at once.

### Remote Control

Control connected devices from anywhere at any time using the Tapo app. Say goodbye to wasted energy caused by forgetting to turn off the devices when you leave home.

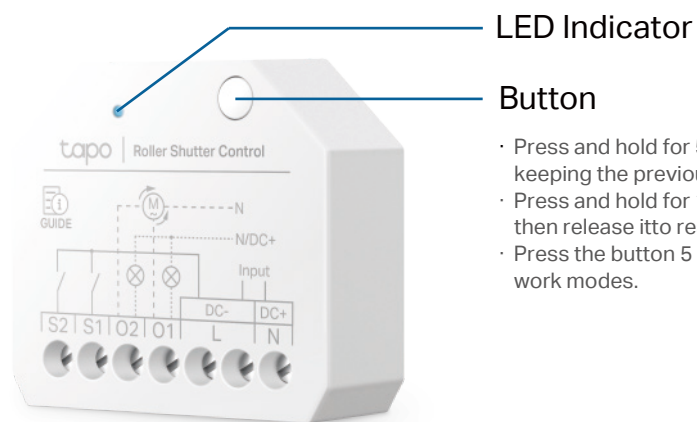
## // Specifications

### Technical Specifications

- Rating (Each channel):  
100-250V ~, 50/60Hz, 6A Resistive (Each and Total), 1.5A Motor,  
150W LED;
- 24-30V  $\equiv$  6A; 30-48V  $\equiv$  1.5A; 48-60V  $\equiv$  1A
- Protocol: IEEE 802.11b/g/n, 2.4 GHz Wi-Fi, Bluetooth
- Dimensions: 44.7 × 40.7 × 16.1 mm

### General

- Package Contents:  
Tapo S112 × 1                      Jumper Wire × 3  
Wire Labels                      Quick Start Guide
- Certifications: CE, RoHS
- Operating Temperature: 0 °C– 35 °C
- Operating Humidity: 10%– 90%RH, Non-condensing



LED Indicator

Button

- Press and hold for **5s** to reset the Wi-Fi while keeping the previous settings.
- Press and hold for **10s** until the LED blinks red, then release it to restore factory settings.
- Press the button 5 times consecutively to swap work modes.